

# Out of the blue

## Safe Egress You Can See, Hear & Trust

### SARGENT® Beacon™



SARGENT introduces Beacon, a next generation exit device that creates a clearer pathway to safety during an emergency. It's the newest addition to the ASSA ABLOY LiteGuide™ family of products. The combination of audible and visible alerts built into the exit device makes Beacon unique and effective.

Beacon connects to the building's fire alarm system and when activated, begins a looping sequence of synchronized signals.

First, the exit device emits pulsing light from two high intensity LEDs and white noise simultaneously. The white noise—a blend of various sound frequencies—allows occupants to focus on the

next phase of alerts: Beacon's emergency message. Verbal exit instructions, indicating exit location, are given in one or multiple languages.

In the final phase of the sequence, a highly visible green laser light cone combined with flashing LEDs draws people directly to the exit.

#### What's Inside

- New Products from the ASSA Abloy Group Companies
- Corbin Russwin CL3300 Cylindrical Lockset
- SARGENT Beacon 548 Retrofit Kit
- Locksmithing Tools for SARGENT Cylinders


#### Features and Benefits

- Integrates with existing fire-alarm systems
- Easy to install with standard ElectroLynx® connectors
- Fully programmed at factory – no field configuration required
- Virtually maintenance-free
- Retrofits to most 80 Series exit devices

# New Products from the ASSA ABLOY Group Companies

## SARGENT® 269 Concealed Door Closer

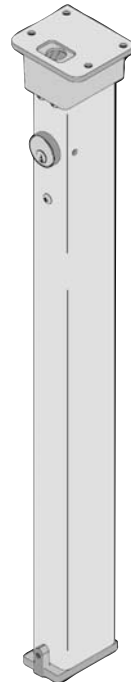
SARGENT Manufacturing now offers the new 269 concealed door closer. Providing exceptionally strong closing forces, the 269 is the ideal closer to use with heavy doors or exterior doors opening to 180°. This SARGENT closer combines a durable spring and the resilience of a Grade a product to offer lasting, dependable service where surface applied units may not be suitable.



The 269 is a top pick for heavy duty applications such as detention institutions or wherever high security is required. This closer provides a high degree of resistance to abuse, since the arm, track and closer are completely concealed.

## Rixson® Adjustable Armature

Rixson is please to announce its new 994 Wall Magnet with an adjustable armature. Designed to accommodate wall portions that are slightly off-center or loose contact plate screws, this armature has a swivel piece that allows 180° rotation. This product contains a 997/998 wall portion, a screw kit, tri-volt magnet assembly, and a new armature. The swivel portion can be added to any armature (except 993).




## Yale® Steel Mullions

Yale Commercial Locks and Hardware is please to introduce new steel mullions for use with 7100, 7200M, 2100, 1500 and YM series exit devices. The new mullions will replace current model numbers M100F and KRM100F. Expansions to the offering include additional fire rated mullions and Windstorm/FEMA certified mullions. The new mullions offered are M200 Removable, M200F Removable/Fire Rated, M200FWS Removable/Fire Rated/Windstorm & FEMA Certified, KRM200 Keyed Removable, KRM200F Keyed Removable - Fire Rated, and KRM200FWS Keyed Removable - Fire Rated & Windstorm Certified.

## Norton® 697 Touchless Wall Switch

Norton Door Controls announces the addition of the 697 touchless wall switch. The 697 is an effective option to standard wall switches since



physically activating the switch is not necessary. Users can simply walk or roll their wheelchairs near the switch to activate. Easy to install and set up,

the switch utilizes Doppler radar and is shipped standard with single gang and double gang covers. The 697 can be used with the 5700 Series LEO® and the 6900 Series PowerMatic® operators.

**Corbin Russwin® ML2000  
New Occupancy Indicators**

New occupancy indicators for use with ML2000 x sectional trim. Design features option for dual indicators on double cylinder functions, confirming door is secured from either side. Emergency override standard for all non keyed functions.



**Features:**

- Design eliminates unauthorized entry via indicator tampering
- Non keyed indicators available with emergency slot turn override
- Use with both keyed and non-keyed functions
- For use outside, inside or both sides of door
- Choose outside indicator text:  
Vacant/Occupied or Secure/Unsecure
- Inside indicators always read Secure/Unsecure
- Torx pin security fasteners (standard with cylinder indicators)

**Yale® YSSL10 Security SideLite Auxiliary Latch**

The YSSL10 Auxiliary Latch for use with Security SideLite doors. This latch is also ideal for dutch door, communicating door and shallow closet applications. The YSSL10 is a spring loaded latchbolt which is operated by a thumb-turn on one side of the door and with no operation on the



other. This latch is only recommended for areas with alternate exits. ASSA ABLOY group companies CECO and CURRIES now offer Security SideLite doors and the YSSL10 offers



a complete solution for this application. The Security SideLite door covers the SideLite window pane to provide privacy and to offer protection in possible emergency situations.

*Security SideLite offered through CECO® and CURRIES®*

**Corbin Russwin® VT9 Anti-Vandal Pull Trim for use with ED5000 Series Exit Devices**

The VT9 Series Anti-Vandal Pull Trim is designed for exterior doors that require enhanced security and resistance to abuse, vandalism and forced entry. New exit trim features through-bolted 12-gage stainless steel plates equipped with a lip on the active door, protecting the latchbolt. All fasteners are concealed, providing further security and a cleaner hardware finish. Pulls are coated with a matte plastic grip providing comfort for varying temperatures.

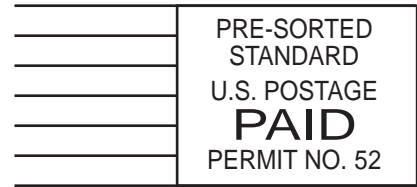


**Features:**

- Heavy duty 12 gage stainless steel in 630 finish
- Through-bolted for added strength
- Handed – Specify RHR or LHR
- ADA Compliant
- Available for cylinder functions or as pull only
- Five year warranty

**Available with all ED5000 Series Exit Devices:**

- ED5200(S): Rim and SecureBolt™ Devices
- ED5400: Surface Vertical Rod Devices
- ED5600: Mortise Devices
- ED5800: Concealed Vertical Rod Devices



**PLEASE ROUTE TO  
MAINTENANCE/LOCKSMITH**

---

## **The Extra Heavy-Duty Cylindrical Lever Locksets**

### **Corbin Russwin® CL3300 Series Grade 1 cylindrical lockset**

#### **Quality**

The CL3300 series is a Grade 1 cylindrical lockset manufactured with the highest quality materials to ensure strength, durability and quiet operation. Available in all standard architectural finishes and four lever designs, the CL3300 series subtly complements any high-use commercial, industrial and institutional application.

#### **Classroom Security**

The CL3352 Classroom Intruder function is the solution to classroom security: a double cylinder lockset that allows locking of the outside lever from either side. Egress is always possible with the standard anti-panic feature, whether the door is locked or not. And because a key is needed to secure the door from either side, students cannot lock a teacher out of the classroom.



#### **Vandal Resistance**

Engineered to meet today's increased security needs, the CL3300 series offers several advantages. All functions feature the patented Lever Release design for vandal resistance, allowing the outside lever to rotate when in the locked position.

## SARGENT® Beacon™ 548 Retrofit Kit

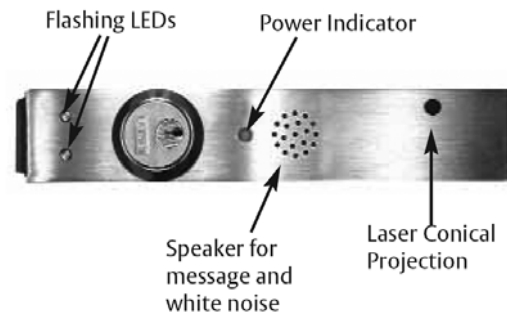


SARGENT's next generation exit device is a true life saving product that creates a clearer pathway to safety during an emergency by using a combination of audible and visible alerts. Connected to the building's alarm system, when activated Beacon emits a pulse of light and white noise followed by an audible message declaring "exit located here." A laser light beamed from the exit device forms an arrow shape pointing directly to the illuminated touch bar - allowing to locate the exit and get out quickly.

A retrofit kit with the 548-X designation is also available to upgrade existing 80 series installations. The 548 kits are available to suit devices with narrow or wide stiles and various rail lengths.

### Kit # Insert Kit Size

- 548-1 Mounting Rail Insert- "F" Wide
- 548-2 Mounting Rail Insert- "F" Narrow
- 548-3 Mounting Rail Insert- "G" Wide
- 548-4 Mounting Rail Insert- "G" Narrow
- 548-5 Mounting Rail Insert- "E" Wide
- 548-6 Mounting Rail Insert- "E" Narrow
- 548-7 Mounting Rail Insert- "J" Wide
- 548-8 Mounting Rail Insert - "J" Narrow

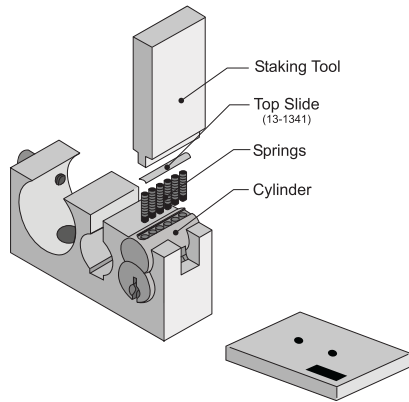


Rail Size	Type of Exit Device	Door Width No Cutting Required	Minimum Door Width Available
E	8900, 8800, 8700 & 8600	32" Door	32" Door
F		36" Door	35" Door
J		42" Door	38" Door
G		48" Door	44" Door
E	8500, 8400 & 8300	32" Door	29" Door
F		36" Door	33" Door
J		42" Door	36" Door
G		48" Door	42" Door

24 VDC power and fire alarm relay (2 wires) must be provided to the door.

## Locksmithing Tools for SARGENT® Cylinders

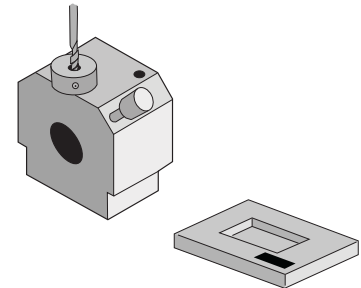
As a locksmith professional you know how having the right tools can make a job go a lot smoother. The right tool can also save a lot of time which in the long run will save you money. Featured below are a few essential products that we recommend when working with SARGENT cylinders. You may find these products to be a great addition to your shop, especially if you're involved in a lot SARGENT keying projects.



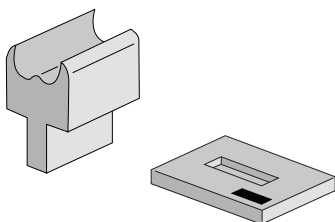
mounting block available

To make pinning cylinders easier, SARGENT has developed the 436-1 slide block kit. This device is used to hold the cylinder in place while pinning and applying the top slide is completed. Includes fixture and staking tool for use only with the (10)- 6300 Series Cylinders manufactured after March 2006 for the ease of top loading in the field. The kit also includes 100 each slides p/n 13-1341.

This 439 Construction Keying Kit (Lost Ball) is designed to allow field construction master keying of SARGENT conventional, Signature and XC cylinders. This kit includes drilling block, P/N 13-0940, drill bit, P/N 01-0030, knurled pin, P/N 13-0941, hex key, P/N 01-0650 (not shown), collar & Set screw Assy., P/N 13-3585, and 500 each balls, P/N 13-1103 (not shown)



mounting block available



mounting block available

The SARGENT LT2 Loading Thimble is an ideal tool for keying SARGENT Signature series cylinders. The Signature series clocking bars sit into the grooves to allow the key to be extracted without parts becoming airborne during keying.