

# Out of the blue

## The Cylindrical Lever Lockset That Provides a Consistent Look

What's

inside:

**2** New Products: McKinney & Rixson

**3** LiteGuide Provides Piece of Mind

**4** Bradley Washroom Accessories

**TS** Medeco<sup>3</sup> BiLevel System

**TS** Choosing Between Electroluminescent or Photoluminescent



Corbin Russwin's CL3800 Series are Grade 2, economical Standard-Duty lever lockset which provides an outstanding combination of value and performance; it's the ideal lever lockset for light commercial applications. The CL3800 is designed to complement the look of the CL3300 Series Extra Heavy-Duty Grade 1 and the CL3500 Series Heavy-Duty Grade 1 so you get a variety of performances with this family of lever locksets. Best of all, when you combine the cylindrical lockset series throughout your facility, the overall cost of your project is reduced without compromising functionality and durability.

Now you have a choice of consistent-looking cylindrical locksets with Corbin Russwin's unique look, feel, security, and quality for any application. The economic flexibility, ease of installation, standard door preps, and standard cylinders-all make Corbin Russwin the answer for any project.

**Corbin Russwin**®

**CL3800 Series**

**BHMA GRADE 2  
CYLINDRICAL LEVER LOCKSET**

### Features and Benefits

- Complements the look of Corbin Russwin Grade 1 lever locksets
- Patented Lever Release™ for vandal resistance (Patent Number 4,920,773)
- Solid cast levers
- Independent lever return springs
- Through-bolts on door for solid attachment



## Now the Complete Source for Builders Hardware & Weather Stripping

McKinney is pleased to announce that they have added a complete line of builders hardware and weatherstripping products.



### Builders Hardware

- Door Stops and Holders
- Bolts and Latches
- Push and Pull Bars
- Pull Plates and Pulls
- Auxiliary Hardware

### Weather Stripping

- Astragals
- Thresholds
- Door Bottoms
- Edge Sealing Products
- Gasketing

**McKINNEY®**




## RIXSON® Pivot Set for the Topless Frame!

Not all doors have headers or at least not easily accessible ones. Rixson now offers a pivot package that comes with two load bearing intermediate pivots and a bottom pivot--no top pivot.

The model 547 is for use with arch top doors or doors using Rixson's 0608 or 0700 overhead concealed closer.

The pivot set includes 2 each M190 side jamb pivots and the 147 bottom pivot. The weight bearing capacity is 500#, door widths up to 40",

height to 90 inches. If you have doors that are taller, they can be accommodated by adding an M190 for every 30".





*With LiteGuide™  
it's easy to see the difference.*

Recent tragedies in subway stations, nightclubs, motels, office buildings and theaters have raised awareness for the urgent need for improved emergency exit systems. While hardware products (exit devices, closer/holders, fire doors) have vastly improved the functionality of mechanical devices, stronger and more dependable illumination solutions are needed to address the panic, confusion and poor visibility that often accompany emergency building evacuations.

The LiteGuide system brightly illuminates exit doors and enhances visibility in low-light conditions. In

addition, it provides low level visibility for people looking for a way out since rising smoke can often obscure the exit sign required at the top of most exit doors. As a supplement or solution to existing building and life-safety codes, the LiteGuide system effectively improves the safety features of any public building without decreasing security. LiteGuide system components not only help people get through the doorway, but first locate the exit. The LiteGuide system is a true life-safety solution that illuminates exit locations and converts each door into a highly visible pathway to safety.

## *LiteGuide Quality Components Provide Peace of Mind*

High-quality LiteGuide EL and durable LiteGuide PL are two excellent options for illuminating egress locations. Used in conjunction with ASSA ABLOY Door Security Solutions doors, frames and hardware, they offer a complete, reliable life-safety solution.

### **LiteGuide EL (electroluminescent) products**

- Much more visible than any other light source, particularly in smoky conditions
- Continues to operate even in a power outage (battery backup)
- Configures for continuous operation or activation by fire alarm system



### **LiteGuide PL (photoluminescent) products**

- Cost-efficient, simple solution ideal for retrofit or new construction
- Maintenance-free material absorbs ambient light, then glows when light is absent
- Code compliant



Photoluminescent products are also available in the following:

- Corbin Russwin PathLite
- SARGENT SARGuide (PL)

# Dugmore & Duncan is now a premier distributor of Bradley washroom accessories.



Dugmore & Duncan now supplies the most common washroom products such as dispensers, receptacles and hand dryers.

For more information on ordering or to view our complete list of products please visit our website at:

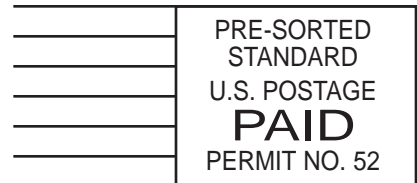
[www.dugmore.com/bradleyhardware.htm](http://www.dugmore.com/bradleyhardware.htm)



- Paper Towel and Waste Receptacles
- Baby Changing Stations
- Toilet Paper Holders
- Shower Seats & Seat Cover Dispensers
- Soap Dispensers
- Paper Towel Dispensers
- Soap Dishes
- Sanitary Napkins/Tampon Dispensers & Disposals
- Waste Receptacles
- Robe Hooks, Shower Rods and Curtains
- Mirrors
- Grab Bars and Towel Bars
- Dryers



30 Pond Park Road, Hingham, MA 02043



**PLEASE ROUTE TO  
MAINTENANCE/LOCKSMITH**



## TWO SECURITY LEVELS ONE KEY

### medeco BiLevel System



By Michelle Lawn  
(Keying Specialist)

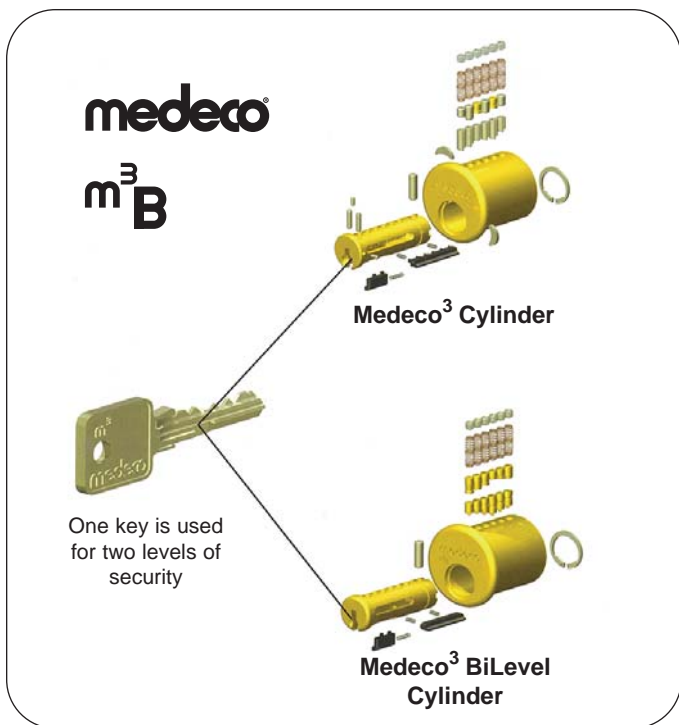
Key control is an important security issue in any facility. In most commercial facilities there are many entry ways that need security, but only some need extra high security. Is it possible to maintain key control and provide a cost effective two level system?

With Medeco's new BiLevel system you control who has access to each door. Secure exterior doors, valuable computers, and offices holding sensitive information with **Medeco<sup>3</sup>** high security cylinders. Use **Medeco<sup>3</sup> BiLevel** locks on maintenance closets, break rooms and conference rooms that need less protection. With BiLevel locks you still control key duplication without the expense for higher security against picking, bumping, and force type attacks that you don't need on all doors.

#### How this system works.

The BiLevel system starts with the Medeco<sup>3</sup> high security cylinders. These premium high level cylinders offer an unprecedented amount of security by using strategically placed hardened drill resistant pins, sidebars with ball-bearing inserts and chisel-pointed pins. These options make for a very strong cylinder that is resistant to drilling, bumping and unauthorized key duplication.

The Medeco<sup>3</sup> BiLevel cylinders offer the same protection against unauthorized duplication of the keys but omits the additional features that a high security cylinder needs. This allows for a complete key control solution while providing high security where you need it most at a lower cost.



Standard locking systems without patent protected keys allow anyone who gains possession of a key to easily and inexpensively make a copy. With an unauthorized duplicate key, a thief has complete access to a building, its physical and intellectual property, and the people inside. Patent (pending) protected Medeco<sup>3</sup> BiLevel locking systems ensure that the keys to a facility can only be duplicated by certified Medeco dealers or designated institutional locksmiths with the proper authorization.

## Choosing between *electroluminescent* or *photoluminescent*

In a crisis situation, people often miss the emergency exits because they automatically try to get out by the same path they entered, or if the air is thick with smoke, they stay low, close to the floor, where it can be difficult to see overhead exit signs. ASSA ABLOY Door Security Solutions offers one of the most advanced lighting and pathway marking systems in the world with two options for improving building safety. ASSA ABLOY offers a choice of luminescent technologies that operate with or without electricity. LiteGuide EL uses electroluminescent (EL) light strips, while PL incorporates a photoluminescent (PL) coatings.

Provided is a comparison to help in deciding which option best suites your building safety needs.



SARGENT SARGuide  
Mortise Trim  
(electroluminescent)

### electroluminescent technology

Electroluminescent technology provides optimum visibility by using an energy efficient blue-green light that is more visible than any other light source. This technology is made of a durable and flexible material with no filament to break which makes it ideal for extreme conditions such as a fire. The even field of light provides an easily identifiable escape route in all situations, from bright lighting to complete darkness. Requiring minimal maintenance, the system will operate for the life of the building if used in emergency situations only. A battery backup can be available for operation during a power failure.

- 3 to 5 times more visible than any other light source
- Provides an even field of light (versus a point of light as with a lightbulb)
- Battery backup (available), for operation during a power failure
- Durable – flexible material, no filament to break
- Long life – 30,000 operating hours
- Extremely energy efficient – 1,000 feet of light uses just 85 watts of power
- Environmentally friendly – no hazardous materials

### photoluminescent technology

Photoluminescent technology uses a luminescent coating that charges from ambient light and when the lights dim or go out, the coating gives off a green glow. This photoluminescent coating is extremely durable and resistant to wear and abuse. This technology does not use electricity, so there is no wiring, nothing to break and no maintenance. The coating is non-toxic, will not rub off or fade and is fire-resistant. Photoluminescent technology is a cost-effective solution for any building owner who wants to increase safety in their facilities.

- No wiring or maintenance
- Unaffected by heat, cold, explosion or vandalism
- Charges from ambient light
- Simple to install in any building
- Non-toxic, will not rub or fade
- Cost-effective
- Fire-resistant, non-radioactive

Name: \_\_\_\_\_  
Address: \_\_\_\_\_  
City: \_\_\_\_\_ Zip: \_\_\_\_\_

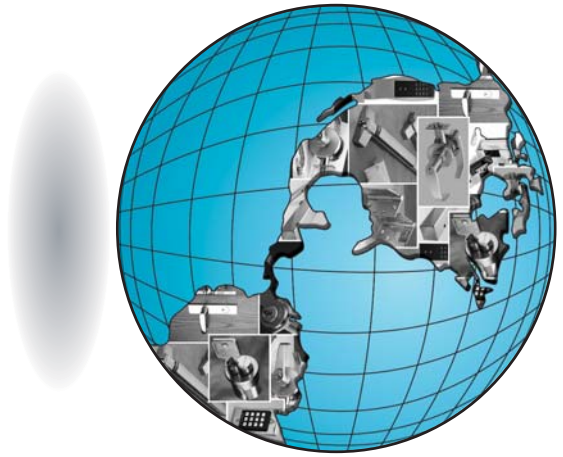


Place  
Postage  
Here

**DUGMORE & DUNCAN, INC.**  
30 Pond Park Road  
Hingham, MA 02043-4329




Telephone: (888) DUGMORE  
Fax: (888) FAX-DUGMORE



**DUGMORE**  
Securing Your World  
  
**DUNCAN**

\*\*\*\*\*

# New Dugmore & Duncan Catalog



To receive a new Dugmore & Duncan catalog  
please fill out the reader response card below  
or visit us at  
[dugmore.com/literaturerequest.htm](http://dugmore.com/literaturerequest.htm)

 **DUGMORE & DUNCAN** **Out of the Blue**  
**READER RESPONSE CARD**

**Please send me the following literature:**

- Dugmore & Duncan Full Line Catalog
- Corbin Russwin CL3800 Series
- LiteGuide Luminescent Technology
- McKinney Builders Hardware & Weather Stripping
- Rixson Pivot Set for the Topless Frame
- Medeco BiLevel System
- Bradley Washroom Accessories

COMPANY NAME _____
LINE OF BUSINESS _____
CONTACT PERSON _____
STREET ADDRESS _____
CITY _____
STATE _____ ZIP/POSTAL CODE _____
PHONE _____
EMAIL ADDRESS _____